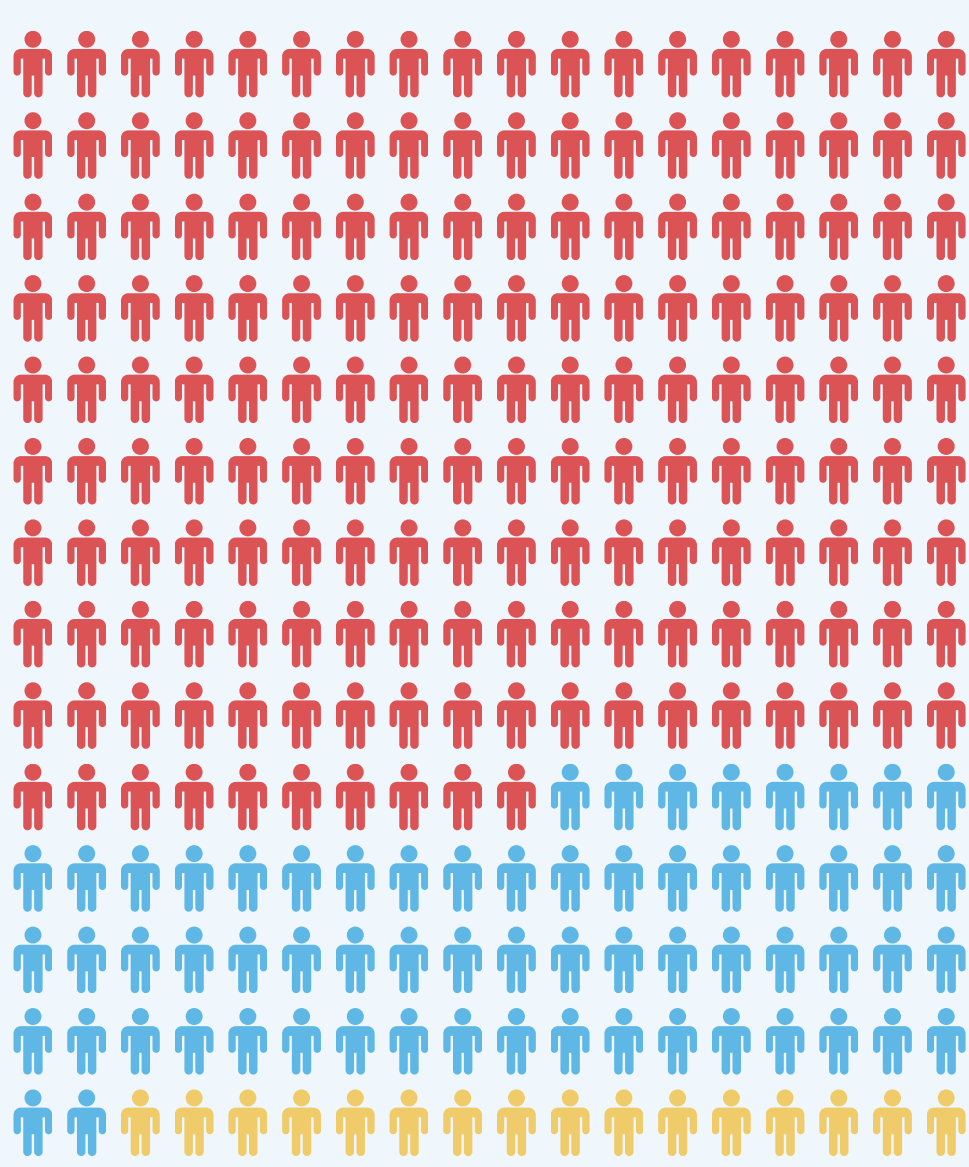




WA Venue Safety Stats

In August 2017, SVWA surveyed the music and entertainment community to hear the extent and severity of harmful venue-based behaviours including harassment, intimidation, discrimination and assault in Perth. These are the experiences of 550 artists, venues, promoters, audience and industry.

67% **Have** Experienced Harassment



● Yes ● No ● Unsure

Respondents were asked "Have you experienced a form of harassment in a Perth venue?"

Out of 550 respondents, 372 have experienced harassment in a Perth venue. This disproportionately effects women and LGBTQIA+ communities with harassment experienced by 80% of all female-identifying respondents and 67% of all non-binary/trans respondents.

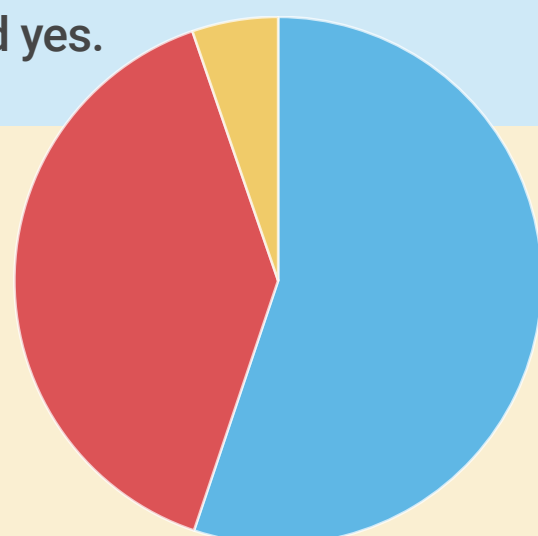
7% of respondents were unsure if they've been harassed.

2 in 5 respondents **have left a gig** or music event after a negative experience with harassment and intimidation.

When asked: "Have you ever left a music event in Perth/WA from a negative experience (harassment, intimidation)?" 227 said yes.

We took minimal demographic information, covering gender identity and music industry engagement.

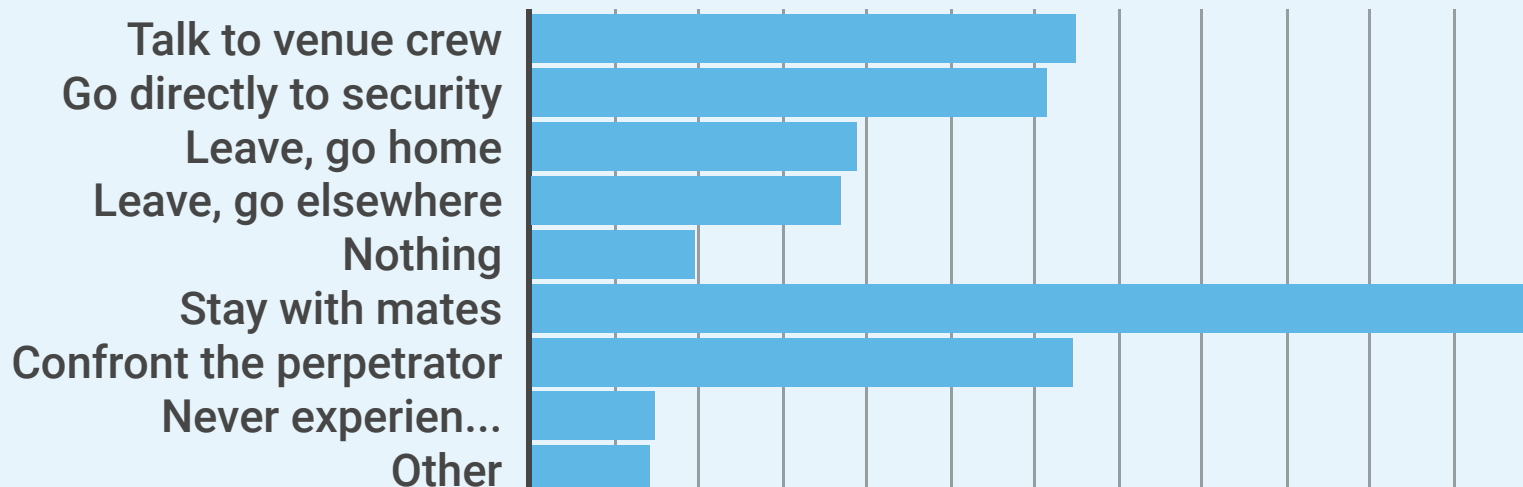
The survey was answered by 55% women, 39% men and 6% trans, non-binary and other identifying folk.



● Female ● Male ● Trans/NB/Other

The highest engagement was with music consumers and gig attendees at 77%.

Respondents were asked how they react when witnessing or experiencing harassment and intimidation in a Perth venue.



We are **half as likely to go to security** than to stay with our mates.

Let's improve the standards of venue safety in Perth.

Statistics and Infographic produced by Safer Venues WA. Contact us at hello.svwa@gmail.com.

